

ASKO
Inspired by Scandinavia



Washing Machines Style



Quattro Construction™

Exclusive suspension system with stainless steel inner and outer drum, cast iron weights, and 4 shock absorbers to reduce vibrations and increase machine stability life span.



Steel Seal™ Door

Washing machine opening without a rubber seal for better hygiene, no smell, easier access, and increases life span.




Auto Dose and Pro Wash™

Delivers the optimum amount of detergent needed for the cycle. Pro Wash™ system provides extra washing power and optimal detergent dilution.




Active Drum™ with Load Light

Gentle on fabrics and tough on stains. XL loading capacity – 33% larger drum than Classic. 26.5 lb loading capacity and 2.8 cu ft drum volume.



Long-life brushless motor

Increases the lifespan of the washer, reduces energy consumption and noise.



Long durability

Manufactured with high-quality steel parts that can withstand the test of time. Designed to last for 20 years.

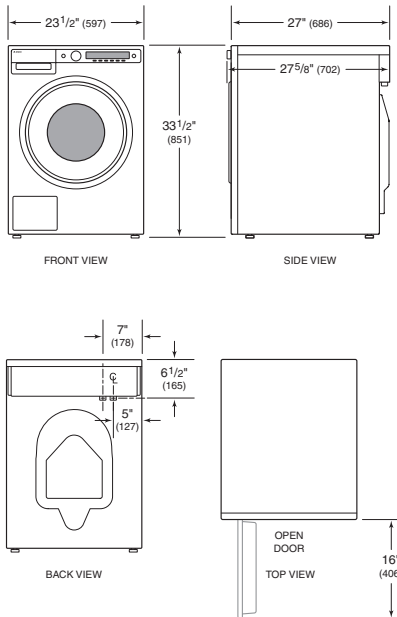


W6124XW

Front-loaded washing machine
 White
 Loading capacity: 26.5 lb
 Max spin: 1400 rpm
 Dose Assist/Pro Wash/Steam/
 Auto Dose



Installation*



*Check technical and installation specifications on the us.asko.com website for any updated information.

Washer — Style

Spinning without vibrations: Quattro Construction™ professional suspension system, **Automatic dosing of correct amount of detergent:** Auto Dose, **Efficient washing and rinsing:** Pro Wash™ system, **Gentle on fabrics, tough on stains:** Active Drum™, **Hygienic door without rubber gasket:** Steel Seal™, **Heavy duty design:** Cast-iron counterweight, **Always the right amount of detergent:** Dose Assist, **Cleaning and refreshing:** Steam programs, Load Light™: **Illuminates the inside of the drum.**



Features

- Quattro Construction™ anti-vibration build: 4 shock absorbers to increase stability and durability
- Steel Seal™ anti-mold porthole without a rubber seal // Cast iron counterweights and cross piece
- Stainless steel drum and tank // Rust-resistant galvanized steel body // Brushless induction motor
- Quality test: 10,000 h, 225 cycles per year (20 years of domestic use)

Performance

- Dose Assist measures the load weight and calculates the required amount of detergent
- Automatic dosage // Automatic detergent compartment cleaning function
- Pro Wash™ system for excellent washing results and optimal detergent dilution
- Active Drum™ ensures a gentle and effective motion that preserves fabrics

Comfort

- Easy to read TFT Full color display
- Large ergonomic knob in solid aluminium for easy navigation through the menu
- Favorite programs // Sound signal at the end of the program // Adjustable feet

Programs

- 25 programs: Universal wash, Cotton, ECO 40-60°, Mix/synthetics, Wool/hand, Dark wash, Time program, Auto, Quick, Heavy, Easy care, Jeans, Shirts, Steam refresh, Quick Pro, Hygiene, Sports wear, Conditioning, Stain program, Bedding, Allergy cotton, Allergy synthetics, Rinse, Spin, Drain, Drum cleaning

Program modes

- 6 modes: Normal mode, Green mode, Speed mode, Allergy mode, Night mode, Intense mode

Dose modes

- Auto Dose tank A, Auto Dose tank B, Dose Assist

Options

- Temperature setting, Spin speed, Delayed start, Add to favorites, Super rinse, High water level, Anti-crease

Settings

- Child lock, Set dose modes, Language selection, Temperature unit, Water hardness, Acoustic signals, Drum illumination, Display settings, Set programs, Reset

Safety

- Aqua Block™ full protection against all leaks:
 - Control of water intake duration // Anti-overflow protection // Anti Block™ drain pump
 - Ultra-durable PEX water inlet hose, with a lifespan of approx. 50 years
- Child safety/electronic strip lock // After-sale self-diagnostics

Dimensions

- Appliance dimensions (H x L x W): 33 7/16" x 23 7/16" x 27 9/16" (850 x 595 x 700 mm)
- Length of the power cable: 78 3/4" (2000 mm)
- Length of the PEX intake tube / Locknut dimensions: 59 1/16" (1500 mm) / 3/4"
- Drainage tube length: 63" 1600 mm

Technical data

- Electrical requirements: 208-240V / 15A / 60Hz
- Electrical connection: unit comes ready fitted with a 208-240V 20A plug
- Drum volume: 2.8 cu ft (80 L)
- Noise level during washing dB(A): 53
- Noise level during spin dB(A): 74
- Energy consumption/100 cycles (kWh): 62
- Water consumption standard cycle: 13.5 gal (51 L)
- Max spin: 1400 rpm
- Remaining moisture after spin: 48 %
- Loading capacity: 26.5 lb (12 kg)

ASKO washers can be connected to ASKO dryers - using 30A connection for the ASKO Tumble Dryer - valid for all washers and all dryers.